

Sample Name: CBD isolate #431A
 LIMS Sample ID: 190326M001
 Batch #:
 Sample Metric ID:
 Sample Type: Concentrate, Product Inhalable
 Batch Count:
 Sample Count:
 Unit Mass:
 Serving Mass:
 Density:

Date Collected: 03/26/2019
 Date Received: 03/26/2019
 Tested for: cbdMD/MD Organics
 License #:
 Address:
 Produced by:
 License #:
 Address:
 Overall result for batch:

Moisture Test Results

Moisture	% NT

Water Activity Test Results

Water Activity	Aw NT	Action Limit Aw

Cannabinoid Test Results

03/27/2019

Cannabinoid analysis utilizing High Performance Liquid Chromatography (HPLC, QSP 5-4-4-4)

	mg/g	%	LOD mg/g	LOQ mg/g
THC	ND	ND	0.052	0.158
THCa	ND	ND	0.052	0.156
CBD	992.985	99.2985	0.052	0.158
CBDa	ND	ND	0.052	0.156
CBN	ND	ND	0.052	0.157
CBDV	2.821	0.2821	0.021	0.063
CBDVa	ND	ND	0.037	0.111
CBG	ND	ND	0.030	0.092
CBGa	ND	ND	0.044	0.133
THCV	ND	ND	0.023	0.069
Δ8 - THC	ND	ND	0.053	0.162
CBC	ND	ND	0.031	0.094
THCVa	ND	ND	0.091	0.276
CBL	ND	ND	0.130	0.393
CBCa	ND	ND	0.129	0.392

Sum of Cannabinoids: 995.806 99.5806

Total THC (Δ9THC+0.877*THCa) ND ND
 Total CBD (CBD+0.877*CBDa) 992.985 99.2985

Action Limit mg

THC per Unit
 THC per Serving

Batch Photo

Terpene Test Results

03/27/2019

Terpene analysis utilizing Gas Chromatography - Flame Ionization Detection (GC - FID)


	mg/g	%	LOD mg/g	LOQ mg/g
☑ Bisabolol	ND	ND	0.21	0.67
☑ Pinene	ND	ND	0.21	0.67
3 Carene	ND	ND	0.21	0.67
Borneol	ND	ND	0.21	0.67
☑ Caryophyllene	ND	ND	0.21	0.67
Geraniol	ND	ND	0.21	0.67
☑ Humulene	ND	ND	0.21	0.67
Terpinolene	ND	ND	0.21	0.67
Valencene	ND	ND	0.21	0.67
Menthol	ND	ND	0.21	0.67
Nerolidol	ND	ND	0.21	0.67
Camphene	ND	ND	0.21	0.67
Eucalyptol	ND	ND	0.21	0.67
☑ Cedrene	ND	ND	0.21	0.67
Camphor	ND	ND	0.21	0.67
(-)-Isopulegol	ND	ND	0.21	0.67
Sabinene	ND	ND	0.21	0.67
☑ Terpinene	ND	ND	0.21	0.67
☑ Terpinene	ND	ND	0.21	0.67
Linalool	ND	ND	0.21	0.67
Limonene	ND	ND	0.21	0.67
Myrcene	ND	ND	0.21	0.67
Fenchol	ND	ND	0.21	0.67
☑ Phellandrene	ND	ND	0.21	0.67
Caryophyllene Oxide	ND	ND	0.21	0.67
Terpineol	ND	ND	0.21	0.67
☑ Pinene	ND	ND	0.21	0.67
R-(+)-Pulegone	ND	ND	0.21	0.67
Geranyl Acetate	ND	ND	0.21	0.67
Citronellol	ND	ND	0.21	0.67
p-Cymene	ND	ND	0.21	0.67
Ocimene	ND	ND	0.21	0.67
Guaiol	ND	ND	0.21	0.67
Phytol	ND	ND	0.21	0.67
Isoborneol	ND	ND	0.21	0.67

Total Terpene Concentration: ND

Sample Certification



Scan to verify at sclabs.com
 Sample must be marked as public to be viewable


 Josh Wurzer, President
 Date: 03/28/2019

Sample Name: CBD isolate #431A
 LIMS Sample ID: 190326M001
 Batch #:
 Sample Metric ID:
 Sample Type: Concentrate, Product Inhalable
 Batch Count:
 Sample Count:
 Unit Mass:
 Serving Mass:
 Density:

Date Collected: 03/26/2019
 Date Received: 03/26/2019
 Tested for: cbdMD/MD Organics
 License #:
 Address:
 Produced by:
 License #:
 Address:
 Overall result for batch:

Pesticide Test Results

03/28/2019

Pesticide, Fungicide and plant growth regulator analysis utilizing HPLC-Mass Spectrometry and GC-Mass Spectrometry

	µg/g	Action Limit µg/g	LOD µg/g	LOQ µg/g
Abamectin	ND	0.1	0.032	0.1
Acephate	ND	0.1	0.032	0.1
Acequinocyl	ND	0.1	0.032	0.1
Acetamiprid	ND	0.1	0.032	0.1
Azoxystrobin	ND	0.1	0.032	0.1
Bifenazate	ND	0.1	0.032	0.1
Bifenthrin	ND	3.0	0.032	0.1
Boscalid	ND	0.1	0.032	0.1
Captan	ND	0.7	0.032	0.1
Carbaryl	ND	0.5	0.032	0.1
Chlorantraniliprole	ND	10.0	0.032	0.1
Clofentezine	ND	0.1	0.032	0.1
Cyfluthrin	ND	2.0	0.032	0.1
Cypermethrin	ND	1.0	0.032	0.1
Diazinon	ND	0.1	0.032	0.1
Dimethomorph	ND	2.0	0.032	0.1
Etoxazole	ND	0.1	0.032	0.1
Fenhexamid	ND	0.1	0.032	0.1
Fenpyroximate	ND	0.1	0.032	0.1
Flonicamid	ND	0.1	0.032	0.1
Fludioxonil	ND	0.1	0.032	0.1
Hexythiazox	ND	0.1	0.032	0.1
Imidacloprid	ND	5.0	0.032	0.1
Kresoxim-methyl	ND	0.1	0.032	0.1
Malathion	ND	0.5	0.032	0.1
Metalaxyl	ND	2.0	0.032	0.1
Methomyl	ND	1.0	0.032	0.1
Myclobutanil	ND	0.1	0.032	0.1
Naled	ND	0.1	0.032	0.1
Oxamyl	ND	0.5	0.032	0.1
Pentachloronitrobenzene	ND	0.1	0.032	0.1
Permethrin	ND	0.5	0.032	0.1
Phosmet	ND	0.1	0.032	0.1
Piperonylbutoxide	ND	3.0	0.032	0.1
Prallethrin	ND	0.1	0.032	0.1
Propiconazole	ND	0.1	0.032	0.1
Pyrethrins	ND	0.5	0.032	0.1
Pyridaben	ND	0.1	0.032	0.1
Spinetoram	ND	0.1	0.032	0.1
Spinosad	ND	0.1	0.032	0.1
Spiromesifen	ND	0.1	0.032	0.1
Spirotetramat	ND	0.1	0.032	0.1
Tebuconazole	ND	0.1	0.032	0.1
Thiamethoxam	ND	5.0	0.032	0.1
Trifloxystrobin	ND	0.1	0.032	0.1

Mycotoxin Test Results

03/28/2019

Mycotoxin analysis utilizing HPLC-Mass Spectrometry

	µg/kg	Action Limit µg/kg	LOD µg/kg	LOQ µg/kg
Aflatoxin B1, B2, G1, G2	ND	20.0	6.681	2.139
Ochratoxin A	ND	20.0	6.204	19.5

Pesticide Test Results

03/28/2019

Pesticide, Fungicide and plant growth regulator analysis utilizing HPLC-Mass Spectrometry and GC-Mass Spectrometry

	µg/g	Action Limit µg/g	LOD µg/g	LOQ µg/g
Aldicarb	ND	ND	0.032	0.1
Carbofuran	ND	ND	0.032	0.1
Chlordane	ND	ND	0.032	0.1
Chlorfenapyr	ND	ND	0.032	0.1
Chlorpyrifos	ND	ND	0.032	0.1
Coumaphos	ND	ND	0.032	0.1
Daminozide	ND	ND	0.032	0.1
DDVP (Dichlorvos)	ND	ND	0.032	0.1
Dimethoate	ND	ND	0.032	0.1
Ethoprop(hos)	ND	ND	0.032	0.1
Etofenprox	ND	ND	0.032	0.1
Fenoxycarb	ND	ND	0.032	0.1
Fipronil	ND	ND	0.032	0.1
Imazalil	ND	ND	0.032	0.1
Methiocarb	ND	ND	0.032	0.1
Methyl parathion	ND	ND	0.032	0.1
Mevinphos	ND	ND	0.032	0.1
Paclobutrazol	ND	ND	0.032	0.1
Propoxur	ND	ND	0.032	0.1
Spiroxamine	ND	ND	0.032	0.1
Thiacloprid	ND	ND	0.032	0.1

Heavy Metal Test Results

03/27/2019


Heavy metal analysis utilizing Inductively Coupled Plasma Mass Spectrometry (ICP-MS)

	µg/g	Action Limit µg/g	LOD µg/g	LOQ µg/g
Cadmium	ND	0.2	0.0032	0.01
Lead	ND	0.5	0.0080	0.025
Arsenic	ND	0.2	0.0032	0.01
Mercury	ND	0.1	0.0025	0.008

Sample Certification



Scan to verify at sclabs.com
 Sample must be marked as public to be viewable


 Josh Wurzer, President
 Date: 03/28/2019

Sample Name: CBD isolate #431A
 LIMS Sample ID: 190326M001
 Batch #:
 Sample Metric ID:
 Sample Type: Concentrate, Product Inhalable
 Batch Count:
 Sample Count:
 Unit Mass:
 Serving Mass:
 Density:

Date Collected: 03/26/2019
 Date Received: 03/26/2019
 Tested for: cbdMD/MD Organics
 License #:
 Address:
 Produced by:
 License #:
 Address:
 Overall result for batch:

Residual Solvent Test Results

03/27/2019

Note

Residual Solvent analysis utilizing Gas Chromatography - Mass Spectrometry (GC - MS)

	µg/g	Action Limit µg/g	LOD µg/g	LOQ µg/g
1,2-Dichloroethane	NT			
Benzene	NT			
Chloroform	NT			
Ethylene Oxide	NT			
Methylene chloride	NT			
Trichloroethylene	NT			
Acetone	ND	5000.0	371.43	1088.28
Acetonitrile	ND	410.0	0.657	1.925
Butane	ND	5000.0	107.06	313.69
Ethanol	ND	5000.0	149.81	438.94
Ethyl acetate	ND	5000.0	149.48	437.97
Ethyl ether	ND	5000.0	375.12	1099.1
Heptane	ND	5000.0	149.21	437.17
Hexane	ND	290.0	18.5	54.22
Isopropyl Alcohol	ND	5000.0	74.61	218.59
Methanol	ND	3000.0	96.47	282.66
Pentane	<LOQ	5000.0	149.25	437.31
Propane	ND	5000.0	106.66	312.5
Toluene	ND	890.0	7.107	20.82
Total Xylenes	ND	2170.0	1.387	4.065

Microbiological Test Results

03/28/2019

PCR and fluorescence detection of microbiological impurities

		Action Limit
Shiga toxin-producing Escherichia coli	ND	ND
Salmonella spp.	ND	ND
Aspergillus fumigatus	ND	ND
Aspergillus flavus	ND	ND
Aspergillus niger	ND	ND
Aspergillus terreus	ND	ND


Foreign Material Test Results

NT

Sample Certification



Scan to verify at sclabs.com
 Sample must be marked as public to be viewable


 Josh Wurzer, President
 Date: 03/28/2019